

Genetic Algorithm Application in Shunt Active Power Filter Applied in Constant Frequency Aircraft System

Saifullah Khalid^{1,*}

¹Fellow Member, Universal Association of Computer and Electronics Engineers, USA

Abstract

In the present paper, Constant Instantaneous Power Control (CIPC) technique for extracting reference currents for shunt active power filters has been optimized using genetic algorithm, and its performances have been compared. The delicate analysis of assessment of the compensation ability based on THD and compensation time has been done, and recommendations are presented for the preference of technique to be used. The simulated results using Simulink model are shown, and they will indubitably demonstrate the significance of the proposed control technique of craft APF.

Keywords: Aircraft electrical system, shunt active filter (APF), constant instantaneous power control strategy, harmonic compensation, GA, total harmonic distortion

*Author for Correspondence E-mail: saifullahkhalid@outlook.com

INTRODUCTION

The new superior craft power systems have been desired as a result of bigger utilization of electrical power in support of additional alternate sources of energy [1–3]. The subsystems akin to flight control, customer amusement, flight surface actuators etc. are driven by power, which incessantly amplify the demand for building the craft systems more smart and superior. These subsystems have widespread bigger electrical loads i.e. amplified supplying of power, power electronic devices, supplementary demand for power, and naturally bigger stability issues.

In idiosyncrasy to standard supply system, craft AC system mechanism uses 400 Hz source frequency [1–3]. The source voltage of 115/200 V is used in craft power utility. The loads relevant to the craft system vary from the loads applied in 50 Hz [1]. While we premeditated the generation segment; craft power utility will stay put AC driven from the engine for the craft primary power.

When discussing about craft systems, we also have to think about enlarged power electronics' use in the craft which creates harmonics, large neutral currents, waveform distortion of both supply voltage and current, poor power factor, and excessive current demand. Besides, if some non-linear loads are

impressed upon a supply, their effects are additive. Due to these troubles, there may be nuisance tripping of circuit breakers or increased loss and thermal heating effects that may provoke early component failure. This is a prodigious problem to every motor load on the system. Hence, decent power quality of the generation system is of scrupulous attention to the aircraft manufacturer. We discern that aircraft systems work on high frequency, so even on the higher frequencies in the range of 360 to 900 Hz; these components would remain very significant.

Nowadays, advanced computing methods are used extensively in the instinctive control, and optimization of the control system applied. A number of them are: optimization of the filter (APF) by means of GA [4–7], fuzzy logic [8–12], power loss reduction using PSO [13], and ANN applied collectively in machinery and filter devices [14–18].

Genetic algorithm has been applied to make the performance of active filter better for the dwindling of harmonics and other delinquents created into the craft system as a consequence of the non-linear loads [1]. The simulation outcomes noticeably show their usefulness. The simulation outcomes obtained with the novel model are a lot superior to those of usual method.

The paper has been written in the following manner: The active filter outline and the loads under contemplation are conferred in the next part of the paper. The projected control method for APF converses afterwards. MATLAB based simulation outcomes and the conclusion are presented in the following part of the paper.

System Depiction

The craft system is a 400 Hz three-phase power system. As for showing in Figure 1, APF gets better the power quality and recompenses the harmonic currents [19–24]. The APF is figured out by using voltage source inverters (VSIs) fixed at the point of common coupling (PCC) to a universal DC link voltage [19, 25–27].

The craft system consists of a set of three loads. The first load (Load 1) is a 3- Φ rectifier in parallel with an inductive load and an unbalanced load connected in a phase with the midpoint (Load 1). Load 2 is a 3- Φ rectifier attaches a pure resistance directly. The Load 3 is a 3- Φ inductive load linked with the ground point. Lastly, a grouping of each and every load connected collectively at a dissimilar time interval to learn the efficiency of the APF. For the case of each and every one load connected, Load 1 is at all times connected, Load 2 is at first connected and is disconnected following every 2.5 cycles, Load 3 is connected and disconnected after each half cycle. The simulations have been completed for 15 cycles. The circuit values are given in Appendix.

PROPOSED SCHEME

The proposed control of APF relies upon CIPC technique, and it has been optimized using GA. CIPC strategy has been conferred in short. The subsequent section also deals with the prime application of GA in the technique [19, 20, 24–26, 29].

Constant Instantaneous Power Control Strategy (CIPC)

Figure 2 illustrates the control plan of the APF using CIPC technique. Four low pass filters (LPF) have been revealed in the control block, in which, three with cut off frequency of 6.4 kHz have been functional to filter the voltages and one for the power p_0 . As a result

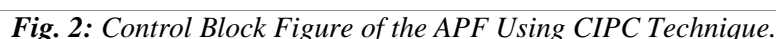
of instability quandary, direct submission of the phase voltages cannot be used in the system. There may be resonance which may occur between the passive filter and source impedance. LPFs have been used to block the voltage harmonics at the resonance frequency which are higher than 6.4 kHz. P , q , p_0 , v_α and v_β are accomplished after the estimation from α - β -0 conversion and propel to the α - β current reference block, which computes $i'_{c\alpha}$ and $i'_{c\beta}$. At last, α - β -0 inverse conversion block calculates the current references. Then, it will be applied to the hysteresis band controller.

Application of GA to the APF

GA is a search method used in calculation to discover a best possible solution for a search issue [4]. It is realized as a simulation in which chromosomes of the genome of individuals to an optimization problem advance towards superior solutions [6]. Normally, the fittest individuals of any population are susceptible to replicate and endure to the next generation, thus bettering the consecutive generations [7]. Usually, the algorithm ends while either the most number of generations has been created, or an acceptable fitness level has been attained for the population [7]. The fitness function is characterized over the genetic illustration and assesses the class of the signified solution. The fitness function is at all times problem reliant [6]. By starting at a number of independent points and seeking in parallel, the algorithm stays away from local minima and evades assembling to suboptimal results. In this fashion, GA has been publicized to be competent of spotting good performance areas in intricate domains devoid of experiencing the issues linked with high dimensionality [15].

Many researchers have established using genetic algorithm optimization tool (GAOT). MATLAB gives numerous included auxiliary functions helpful for function optimization [15]. GAOT is not only easy to put into practice but is faster in simulating.

GA is applied to find out the best value of inductor filter (L_f). Supply side has been considered as input for L_f . L_f value used is 0.25 mH. Offline, simulation using Simulink has been applied to detect the finest value for L_f .



Simulink. At last, a program using GA has been created to produce the optimum value of the L_f . Subsequent to the computation, GA creates the value of 0.187 mH. THD for voltage and current have been lessened using this L_f value. Thus we can declare that L_f value calculated is finest.

RESULTS AND DISCUSSIONS

The limits and boundary in the APF have been determined using the data available of previous simulated ANN model. The simulation data has been fetched using

Uncompensated System

The current and voltage waveforms for uncompensated craft system have been shown in Figure 3.

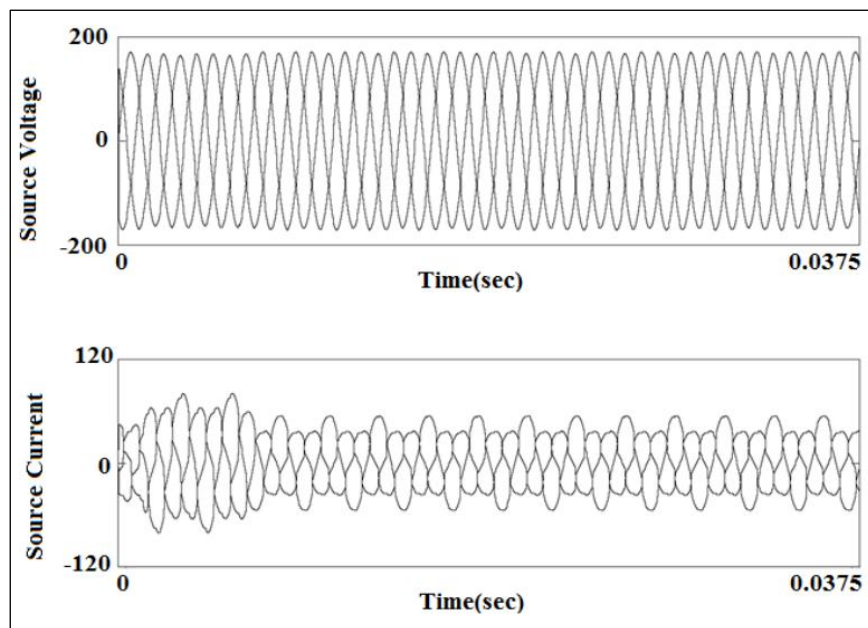


Fig. 3: Waveforms of Uncompensated System (Source Voltage and Source Current).

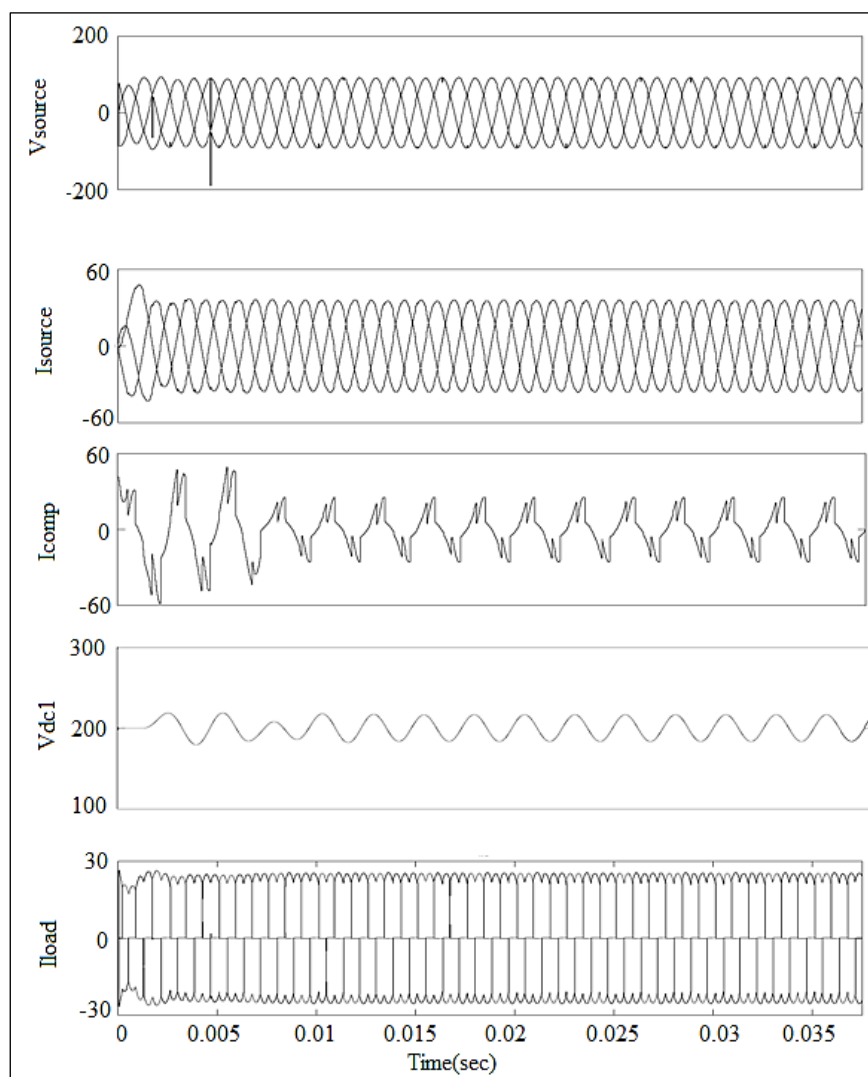


Fig. 4: Waveforms of APF Using CIPC Strategy.

It has been examined that the THD of source current is 9.5% and THD of source voltage is 1.55%. By examining these THDs, one can simply deduce that supply side has been polluted when loads have been attached. This data clearly shows that THDs are not within the boundary of the international standard.

Compensated System

When GA has been used, the performance of APF under different loads attached has been talked about below.

For CIPC

From Figure 4, it has been empiric that the THDs of source current and source voltage were 3.01 and 1.88% respectively. At $t=0.0147$ sec, i.e. compensation time, it is noticeable that the w/f for voltage and current

have become sinusoidal. Figure 4 illustrates the waveforms of the compensated system.

The irregularity in dc voltage is highly visible in the waveforms. The compensation current for completing the demand of load current releases the energy. Thereafter, it tries to get its set value.

For CIPC Technique Using GA

From Figure 5, it has been empiric that the THDs of source current and source voltage were 2.12 and 1.88% respectively.

At $t=0.0066$ sec, i.e. compensation time, it is noticeable that the w/f for voltage and current have become sinusoidal. Figure 5 illustrates the waveforms of the compensated system.

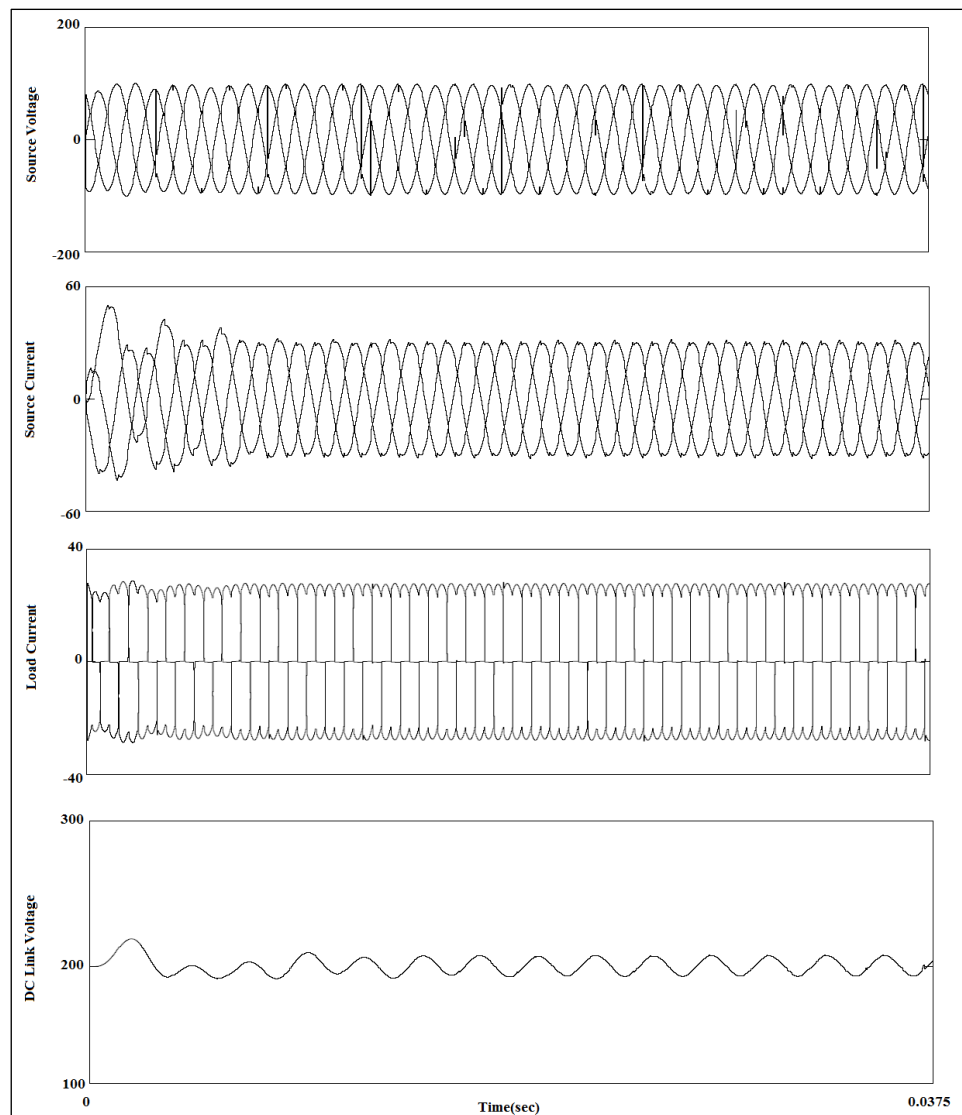


Fig. 5: Waveforms of APF using CIPC-GA.

The irregularity in dc voltage is highly visible in the waveforms. The compensation current for completing the demand of load current releases the energy. Thereafter, it tries to get its set value.

Comparative Investigation of the Simulation Results

From the Table 1, we can effortlessly declare that CIPC technique using GA (CIPC-GA) has been established best for voltage and current harmonic reduction. The compensation time comparison among the techniques also proves the same.

Table 1: Summary of Simulation Results.

Strategy	THD-I (%)	THD-V (%)	Compensation Time (sec)
CIPC	3.01	1.88	0.0147
CIPC-GA	2.12	1.88	0.0066

CONCLUSION

This paper has done a delicate investigation of established CIPC and CIPC-GA for APF in craft power utility of 400 Hz. The finest selection of control technique based on compensation time and THD has been recommended. On the whole, CIPC-GA has been detected as an optimum choice. CIPC's performance has been advanced, which itself is an accomplishment for the case of optimization in traditional strategies.

Appendix

The craft system parameters are [1]:

Three-phase source voltage: 115 V/400 Hz

Filter capacitor: 5 μ F,

Filter inductor=0.25 mH

Dc capacitor: 4700 μ F

Dc voltage reference: 400 V

REFERENCES

- Chen Donghua, Tao Guo, Shaojun Xie, *et al.* Shunt Active Power Filters Applied in the Aircraft Power Utility. *36th Power Electronics Specialists Conference*. 2005; 59–63.
- Khalid Saifullah, Dwivedi Bharti. Comparative Evaluation of Various Control Strategies for Shunt Active Power Filters in Aircraft Power Utility of 400 Hz. *Majlesi J Mechatron Syst*. 2014; 3(2): 1–5p.
- Khalid Saifullah, Dwivedi Bharti. Application of AI Techniques in Implementing Shunt APF in Aircraft Supply System. *Proceeding of Springer-SOCROPROS Conference*, Roorkee. 2013; 1: 333–341p.
- Chiewchitboon P, Tipsuwanpom P, Soonthomphisaj N, *et al.* Speed Control of Three-phase Induction Motor Online Tuning by Genetic Algorithm. *5th International Conference on Power Electronics and Drive Systems*. 2003; 1: 184–188p.
- Pramod Kumar, Alka Mahajan. Soft Computing Techniques for the Control of an Active Power Filter. *IEEE Trans Power Deliv*. 2009; 24(1): 452–461p.
- Bouserhane Ismail K, Hazzab Abdeldjebar, Boucheta Abdelkrim, *et al.* Optimal Fuzzy Self-Tuning of PI Controller Using Genetic Algorithm for Induction Motor Speed Control. *Int J of Automation Technology (IJAT)*. 2008; 2(2): 85–95p.
- Wang Guicheng, Zhang Min, Xinhe Xu, *et al.* Optimization of Controller Parameters based on the Improved Genetic Algorithms. *IEEE Proceedings of the 6th World Congress on Intelligent Control and Automation*, Dalian, China. 2006; 3695–3698p.
- Saifullah Khalid. Comparison of Soft Computing Techniques Applied in High-Frequency Aircraft System. *Indonesian Journal of Electrical Engineering & Informatics (IJEI)*. 2016; 4(2): 102–111p.
- Abdul Hasib A, Hew Wooi P, Hamzah A, *et al.* Fuzzy Logic Control of a Three-Phase Induction Motor using Field Oriented Control Method. Society of Instrument and Control Engineers. *SICE Annual Conference*. 2002; 264–267p.
- Jain S, Agrawal P, Gupta H. Fuzzy Logic Controlled Shunt Active Power Filter for Power Quality Improvement. *IEE Proceedings of the Electric Power Applications*. 2002; 149: 317–28p.
- Mariun Norman, Bahari Samsul, Noor Mohd, *et al.* A Fuzzy Logic Controller for an Indirect Vector Controlled Three Phase Induction Motor. *Proceedings of Analog and Digital Techniques in Electrical Engineering*. 2004; 4: 1–4p.

12. Afonso JL, Fonseca J, Martins JS, *et al.* Fuzzy Logic Techniques Applied to the Control of a Three-Phase Induction Motor. *Proceedings of the UK Mechatronics Forum International Conference*. 2002; 142–146p.
13. Thangaraj Radha, Thanga Raj Chelliah, Millie Pant, *et al.* Optimal Gain Tuning of PI Speed Controller in Induction Motor Drives Using Particle Swarm Optimization. *Log J IGPL Advance Access*. 2010; 1–14p.
14. Pinto Joao OP, Bose Bimal K, Borges da Silva Luiz Eduardo. A Stator-Flux-Oriented Vector-Controlled Induction Motor Drive with Space-Vector PWM and Flux-Vector Synthesis by Neural Networks. *IEEE Trans Ind Appl*. 2001; 37(5): 1308–1318p.
15. Saifullah Khalid. Performance Evaluation of GA optimized Shunt Active Power Filter for Constant Frequency Aircraft Power System. *Indonesian Journal of Electrical Engineering & Informatics (IJEI)*. 2016; 4(2): 112–19p.
16. Raul Rojas. *Neural Network: A Systematic Introduction*. Berlin: Spriger-Verlag; 1996.
17. Zerikat M, Chekroun S. Adaptation Learning Speed Control for a High-Performance Induction Motor using Neural Networks. *Proceedings of World Academy of Science, Engineering and Technology*. 2008; 35: 294–299p.
18. Kim Seong-Hwan, Park Tae-Sik, Yoo Ji-Yoon, *et al.* Speed-Sensorless Vector Control of an Induction Motor Using Neural Network Speed Estimation. *IEEE Trans Ind Electron*. 2001; 48(3): 609–614p.
19. Khalid Saifullah, Dwivedi Bharti. Power Quality Issues, Problems, Standards & their Effects in Industry with Corrective Means. *International Journal of Advances in Engineering & Technology (IJAET)*. 2011; 2: 1–11p.
20. Dugan RC, McGranaghan MF, Beaty HW. *Electrical Power Systems Quality*. New York: McGraw-Hill; 1996.
21. Khalid Saifullah, Dwivedi Bharti. Power Quality: An Important Aspect. *Int J Eng Sci Technol*. 2010; 2(11): 6485–6490p.
22. Ghosh A, Ledwich G. *Power Quality Enhancement Using Custom Power Devices*. Boston, MA: Kluwer; 2002.
23. Khalid S, Vyas N. *Application of Power Electronics to Power System*. University Science Press; 2009.
24. Khalid Saifullah, Dwivedi Bharti. Comparative Critical Analysis of SAF using Soft Computing and Conventional Control Techniques for High Frequency (400 Hz) Aircraft System. *Proceeding of IEEE CATCON Conference*. 2013; 100–110p.
25. Mauricio Aredes, Jurgen Hafner, Klemens heumga. Three-Phase Four-Wire Shunt Active Filter Control Strategies. *IEEE Trans Power Electron*. 1997; 12(2): 311–318p.
26. Khalid Saifullah, Dwivedi Bharti. Comparison of Control Strategies for Shunt Active Power Filter Underbalanced, Unbalanced and Distorted Supply Conditions. *Proceedings of IEEE Sponsored National Conference on Advances in Electrical Power and Energy Systems*. 2013; 37–41p.
27. Khalid Saifullah, Dwivedi Bharti. Power Quality Improvement of Constant Frequency Aircraft Electric Power System Using Fuzzy Logic, Genetic Algorithm and Neural Network Control Based Control Scheme. *International Electrical Engineering Journal (IEEJ)*. 2013; 4(3): 1098–1104p.
28. Khalid Saifullah, Dwivedi Bharti. A Review of State of Art Techniques in Active Power Filters and Reactive Power Compensation. *National Journal of Technology*. 2007; 1(3): 10–18p.
29. *IEEE Recommended Practices and Requirements for Harmonic Control in Electrical Power Systems*. IEEE Standard 519-1992; 1992.

Cite this Article

Saifullah Khalid. Genetic Algorithm Application in Shunt Active Power Filter Applied in Constant Frequency Aircraft System. *Journal of Aerospace Engineering & Technology*. 2018; 8(1): 44–50p.